



Vidarbha Shikshan Prasarak Mandal's

G. S. SCIENCE, ARTS AND COMMERCE COLLEGE, KHAMGAON – 444 303

**FEEDBACK ANALYSIS REPORT FOR THE SESSION 2023-24**

Feedback of students, teachers and stakeholders was taken covering aspects like teaching-learning, infrastructure, library, and curriculum. This feedback covered the period between **01 June 2023 to 31 May 2024**. This feedback analysis report contains analysis for the following types of feedback:

- 1. FEEDBACK OF STUDENTS ON:**
  - a. CURRICULUM**
  - b. TEACHERS**
  - c. LIBRARY**
  - d. INFRASTRUCTURE**
- 2. TEACHERS' FEEDBACK ON CURRICULUM**
- 3. EMPLOYERS' FEEDBACK ON CURRICULUM**
- 4. FEEDBACK ON CURRICULUM BY ALUMNI**

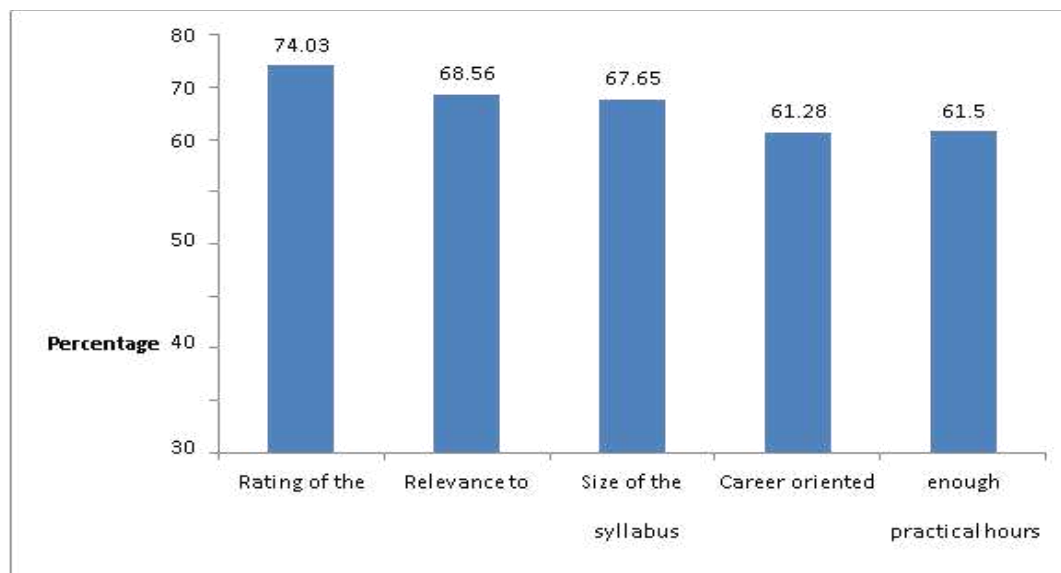
A total of **2568** students gave their feedback on various aspects. The feedback committee collected their feedback and analyzed it. The analysis appears in the following pages.

## STUDENTS' FEEDBACK ON CURRICULUM

Total responses received: 534.

Sr No	Question(s)	Responses				Total % of Positive Responses
1	<b>How do you rate the electives offered in relation to the present knowledge requirement?</b>	Excellent	Very Good	Average	Needs improvement	72.09
		194	191	80	69	
2	<b>Size of the syllabus</b>	Vast	Manageable	Short	Too Short	62.17
		106	332	50	46	
3	<b>Is the syllabus helpful for career building?</b>	Surely	May be	Some what	Not at all	61.61
		329	120	65	20	
4	<b>Are the practical hours provided in the syllabus sufficient?</b>	Yes	No	Need more	Not sure	60.86
		325	101	65	43	
5	<b>Overall opinion about the syllabus</b>	Excellent	Very Good	Average	Needs improvement	67.60
		170	191	95	78	

**Table no 1: Students' Feedback on Curriculum**



**Chart no 1: Students' feedback on curriculum**

#### **SUMMARY:**

- 72.09% of students are of the opinion that the given syllabus is up to the mark.
- 67.60% of students feel that the current syllabus is relevant to life.
- 62.17% of students feel that the current syllabus is manageable throughout the semester.
- 61.61% students say that the given syllabus is career oriented.
- About 60.86% of students are of the opinion that there are enough practical hours given in the semester to understand the syllabus.

#### **SUGGESTIONS OF THE STUDENTS:**

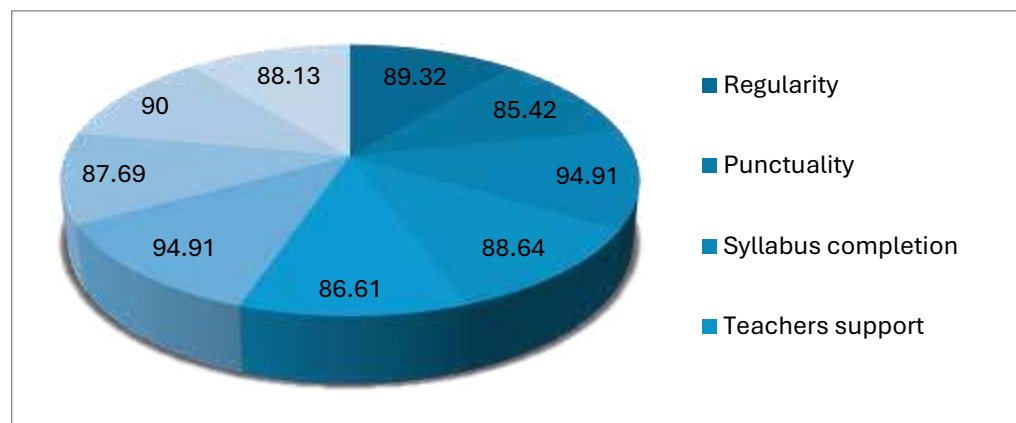
1. Students of B.A. III have expressed the need for easily understandable textbooks of Philosophy on syllabus.
2. B.Sc. II Computer Science students are of the opinion that their syllabus needs revision, and it should include more programming languages. They also expressed the need to increase more opportunities for internships in the teaching-learning scheme.
3. Students of M.Sc. I [Computer Science] want more practical hours in the syllabus.
4. B.Sc. I Statistics students suggested that project-oriented syllabus should be framed.
5. B.Sc. III Botany students suggested that more field visits should be arranged and included in the syllabus.
6. B. Com. I year students expressed the need for a more career-oriented syllabus.

## STUDENTS' FEEDBACK ON TEACHERS

**Total responses received: 590**

Sr No	Criteria	Responses				
		Mostly	Always	Sometimes	Never	Total % of positive responses
1	Regularity	206	321	35	28	<b>89.32</b>
2	Punctuality	220	284	45	41	<b>85.42</b>
3	Completes syllabus	270	290	17	13	<b>94.91</b>
4	Teacher's support	207	316	42	25	<b>88.64</b>
5	Interesting	261	250	61	18	<b>86.61</b>
6	Use of ICT	250	310	17	13	<b>94.91</b>
7	Is fair and transparent	222	260	75	33	<b>81.69</b>
		Excellent	Very good	Good	Average	
8	Communication skills	281	250	50	09	<b>90.00</b>
		Strongly Agree	Agree	Disagree	Neutral	
	<b>Encourages for extracurricular activities</b>	<b>276</b>	<b>244</b>	<b>37</b>	<b>33</b>	<b>88.13</b>

**Table no 2: Students' feedback on teachers**



## **Chart no 2: Students' feedback on teachers.**

### **SUMMARY:**

- More than 85.00% Teachers are regular and punctual in their work.
- 94.91% of teachers complete their syllabus properly.
- Among the respondents 88.64% of teachers are supporting students in personal counseling.
- 94.91% of teachers are using ICT tools to deliver their lectures.
- According to the students, 81.69% of teachers are fair and transparent in their work.
- About 90.00% of teachers have good communication skills.
- 88.13% of students responded that teachers are encouraging students for extracurricular activities.
- 86.61% of teachers are interested in completing students' activities.
- The feedback of the students about teachers leads us to the conclusion that they are very happy with the teachers.

### **SUGGESTIONS:**

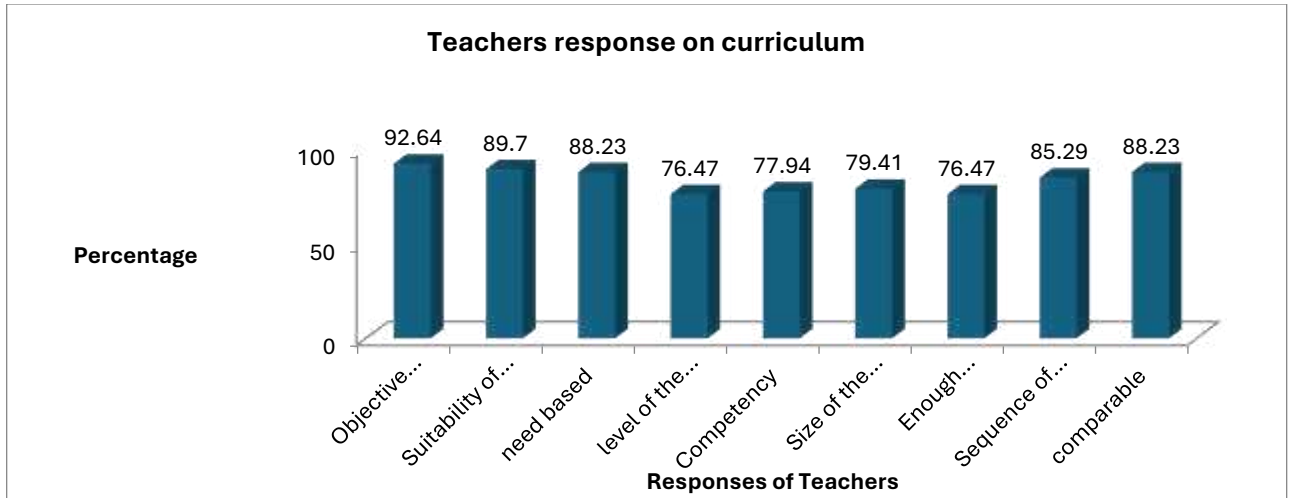
- Organize more personality programmes to increase the confidence of students.
- Encourage more students for in-house summer research program.

## TEACHERS' FEEDBACK ON CURRICULUM

**Total respondents: 68**

Sr No	Question(s)	Responses				Total % of Positive Responses
1.	Objectives of the syllabus were:	Highly clear	Clear	Partly clear	Not clear	<b>92.64</b>
		38	25	03	02	
2.	Was the syllabus suitable for the course?	Highly suitable	Suitable	Partly	Not suitable	<b>89.70</b>
		27	34	04	03	
3.	Do you agree that the syllabus is need based?	Strongly agree	Agree	Partly agree	Disagree	<b>88.23</b>
		21	39	05	03	
4.	Level of the syllabus is	Too High	High	Low	Too low	<b>76.47</b>
		15	37	15	01	
5.	Competency	Excellent	Very Good	Average	Poor	<b>77.94</b>
		16	37	09	06	
6.	Size	Vast	Manageable	Short	Too short	<b>79.41</b>
		07	54	04	03	
7.	Does the syllabus have enough practical hours?	Yes	No	Need more	Not sure	<b>76.47</b>
		52	07	06	03	
8.	Sequence of topics	Excellent	Very good	Average	Needs improvement	<b>85.29</b>
		38	20	07	03	
9.	How do you find the syllabus in comparison with other universities	Superior	At par	Inferior	Can't Say	<b>88.23</b>
		<b>45</b>	<b>15</b>	<b>06</b>	<b>02</b>	

**Table No. 3: Teachers' feedback on curriculum**



**Chart 2: Teachers' feedback on curriculum**

**SUMMARY:**

- Among the respondents 92.64% teachers are of the opinion that syllabus has clear objectives.
- 89.70% of teachers agree that the current syllabus suits the course.
- About 88.23% of teachers observed that the given syllabus is need based.
- 76.47% of teachers are of the opinion that the given syllabus is relevant for the level of study that it is prescribed for.
- 77.94% of teachers think that the syllabus suits the competencies of the students.
- 79.41% of teachers are of the opinion that the size of the present syllabus is proper and manageable.
- 76.47% of teachers feel that there are enough practical hours to complete the syllabus.
- 85.29% of teachers are of the opinion that sequence of topic of the syllabus is proper.
- 88.23% of teachers feel that the given syllabus is superior in comparison with that of the other Universities.

**SUGGESTIONS BY THE TEACHERS ON CURRICULUM:**

- Teachers from B.Sc. I Statistics demand for survey-based concepts in the syllabus.
- Computer Science Teachers ask for change in the syllabus is required and it should as per the industry requirement.
- B.Sc. III Statistics syllabus need some in hand practice to the student for the analysis of the data and it should include survey-based field work to increase the analytical knowledge of the student.

- B.Sc. III Mathematics teachers suggested that in their syllabus software-based tutorials is added like Latex, Mapple and Mathematica. In Post graduate syllabus software application-based tutorial should be added in the syllabus to help the student to increase their analytical skill which will be helpful in doing good research.
- B.Sc. II Computer Science suggested that the syllabus should be revised after every three years to meet the new challenges
- B. Com III Teachers are of the opinion that Industry-related syllabus should be added.
- B.Com. I Teachers suggested for field visits in the syllabus.

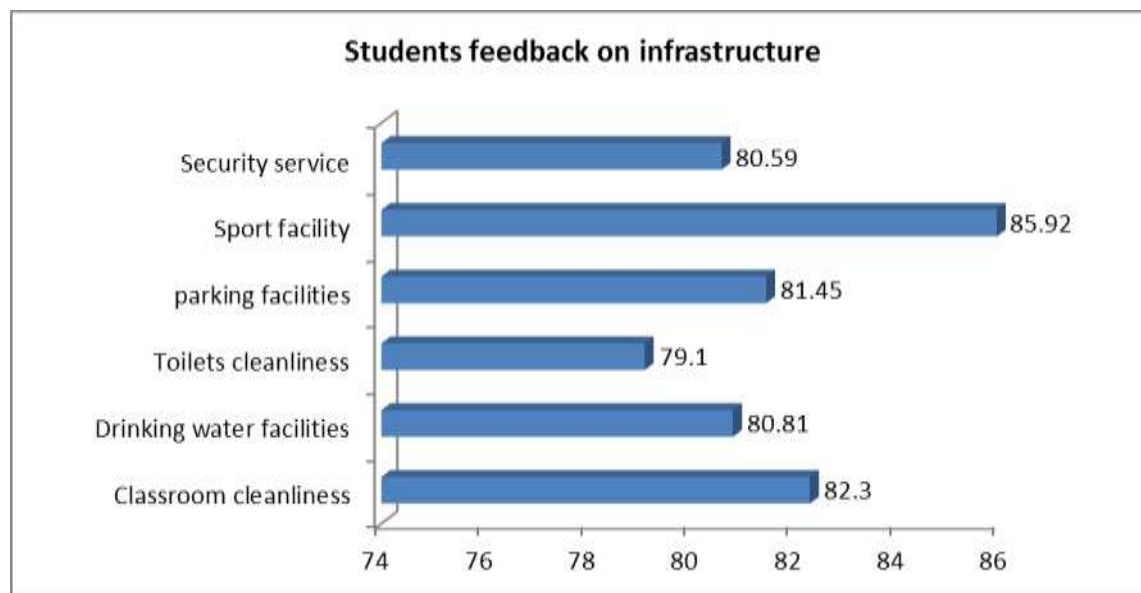


## STUDENT'S FEEDBACK ON INFRASTRUCTURE

**Total respondents: 469**

Facility	Response				Total % of Positive responses
	Excellent	Very Good	Average	Need improvement	
<b>Classrooms</b>	201	185	52	31	<b>82.30</b>
<b>Drinking water facilities</b>	191	188	62	28	<b>80.81</b>
<b>Toilets</b>	192	179	62	36	<b>79.10</b>
<b>Parking facilities</b>	210	172	56	31	<b>81.45</b>
<b>Sports facility</b>	227	176	42	24	<b>85.92</b>
<b>Security Service</b>	<b>199</b>	<b>179</b>	<b>56</b>	<b>35</b>	<b>80.59</b>

**Table No. 4: Feedback on infrastructure by student**



**Chart No. 4: Feedback on infrastructure by student**

**SUMMARY:**

- 82.30% of students are happy with the cleanliness of classrooms.
- 80.81% of students are satisfied with drinking water facilities provided by the institution.
- 79.10% of students are happy with the cleanliness of toilets.
- 81.45% of students are happy with the parking facility provided by the institution.
- 85.92% of students are of the opinion that institution efforts for making future sportsman are upto the mark.
- 80.59% of students are happy with the security system provided by the institution.

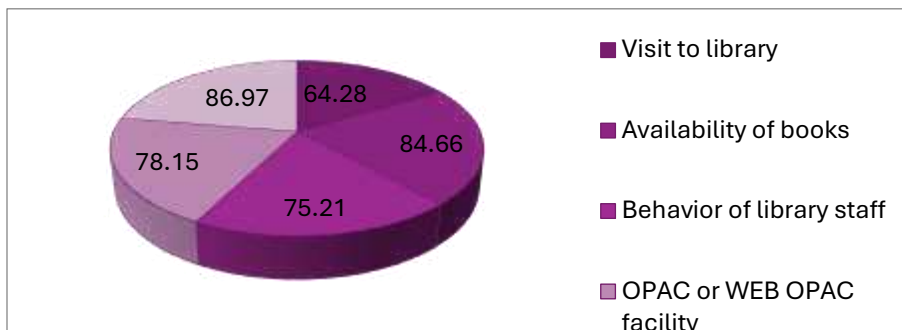
**SUGGESTIONS:**

1. The current situation of cleanliness of toilets and bathrooms should be maintained.
2. Need more digital boards in the classrooms.
3. More ceiling fans should be installed in various classrooms.

## STUDENTS' FEEDBACK ON LIBRARY

Total respondents: 476

Criteria	Response				Positive response
	Once a month	Once a week	Twice a week or more	Once in a semester	
<b>Visit to library</b>	108	150	156	62	64.28
<b>Other facilities</b>	Mostly	Always	Sometimes	Never	
<b>Required books are available</b>	178	225	41	32	84.66
<b>Library staff is cooperative</b>	170	188	70	48	75.21
<b>Use WebOPAC</b>	175	197	70	34	78.15
<b>Reading room facilities</b>	Excellent	Very Good	Average	Need improvement	
	178	236	37	25	86.97



**Chart no 5: Students' feedback on library**

### SUMMARY:

- 64.28% of the students are visiting twice a week to the library or once a week.
- 84.66% of students are satisfied with the availability of books.
- 75.21% students are happy with the behavior of the library staff.
- 78.15% of students are using OPAC or WEB OPAC facilities provided in the library.
- 86.97% of students are happy with reading room facilities provided by the library.

### SUGGESTIONS

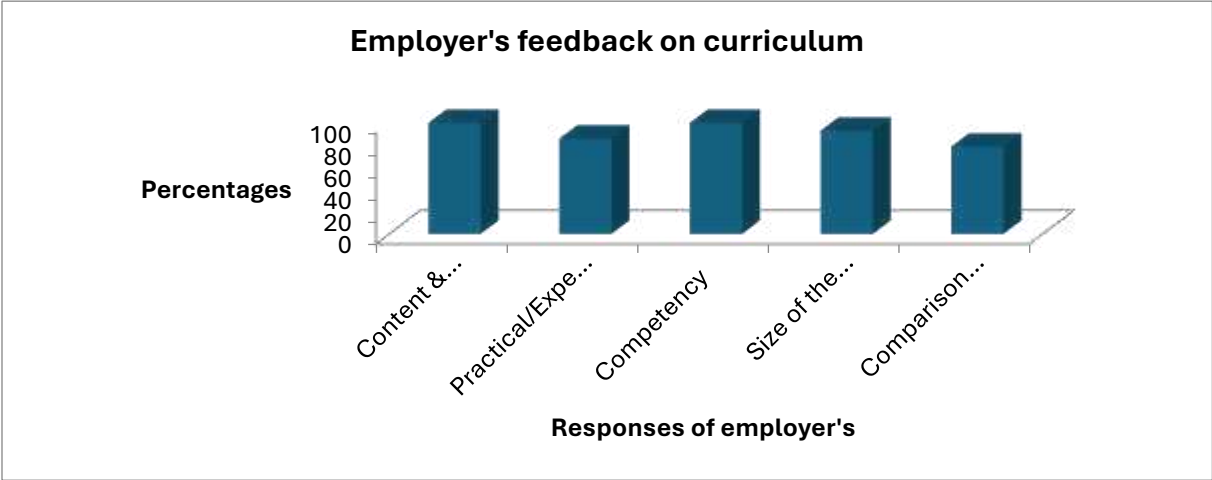
1. Need to purchase competitive exam books.
2. Improvement in seating arrangement.
3. Library time should be advanced and increased according to our college timings.

## FEEDBACK OF EMPLOYERS ON CURRICULUM

Total Respondents 14

Criteria	Reponses				Positive response
	Excellent	Good	Average	Poor	
<b>Content and coverage of present course</b>	08	06	00	00	<b>100</b>
	Fully sufficient	Sufficient	Partly sufficient	Can't Say	
<b>Practical/Experiential learning content of course</b>	03	09	01	01	<b>85.71</b>
	Excellent	Good	Average	Poor	
<b>Competency</b>	06	08	00	00	<b>100</b>
	Vast	Manageable	Short	Too short	
<b>Size of the syllabus</b>	01	13	00	00	<b>92.85</b>
	Superior	At par	Inferior	Can't Say	
<b>Comparison with other University</b>	<b>11</b>	<b>03</b>	<b>00</b>	<b>00</b>	<b>78.57</b>

- 100% Employers are satisfied with the content and coverage of the current syllabus and competency.
- 85.71% of employers are of the opinion that syllabus contains Practical/Experiential learning content.
- 92.85% are satisfied with the size of the syllabus.
- 100% employers are of the opinion that the given syllabus is competent.
- 78.57% of employers fully accepted that the current syllabus is comparable with the other Universities.



## FEEDBACK OF ALUMNI ON CURRICULUM

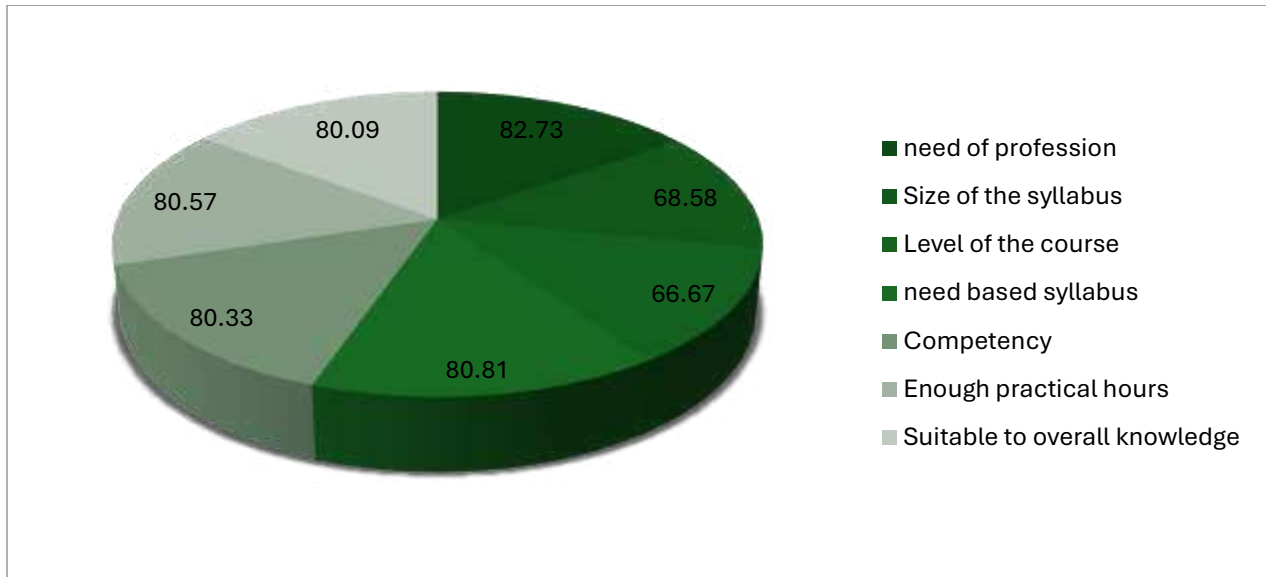
Total Respondents: 417

Criteria	Reponses				
	Excellent	Very good	Average	Needs improvement	<b>Positive response</b>
<b>In relation toneed of profession</b>	200	145	38	34	<b>82.73</b>
	Vast	Manageable	Short	Too short	
<b>Size suitable to the course</b>	69	286	37	25	<b>68.58</b>
	Too High	High	Low	Too low	
<b>Level of the course</b>	68	278	41	30	<b>66.67</b>
	Strongly Agree	Agree	Partly Agree	Neutral	
<b>Syllabus is need based</b>	120	217	38	42	<b>80.81</b>
	Excellent	Very Good	Average	Need improvement	
<b>Competency</b>	217	118	48	34	<b>80.33</b>
	Yes	More	No Need	Not sure	
<b>Enough Practical Hours</b>	225	111	57	24	<b>80.57</b>
	Suitable	Partly suitable	Need more	Can't Say	
<b>Suitable tooverall knowledge</b>	<b>224</b>	<b>110</b>	<b>44</b>	<b>39</b>	<b>80.09</b>

- 82.73% of Alumni are of the opinion that the current syllabus is possessive.
- 68.58% of Alumni are of the opinion that size of the syllabus is manageable.
- 66.67% of respondents says that level of the syllabus is being maintained.
- 80.81% Alumni are of the opinion that syllabus is need based.

- More than 75% of the respondents say that the current syllabus is competent and suitable forgetting overall knowledge.
- 80.57% Alumni are of the opinion that there are enough practical hours to complete the current syllabus.

**Chart: Responses of Alumni on the curriculum**



## **Feedback Analysis summary 2023-24**

The objective of this feedback exercise is to correctly gauge the impact of all the effort taken by the institution. Our college is committed to continuous development of each and every part of the educational system. So, IQAC has designed an online feedback system to involve all the students to give feedback on the curriculum, infrastructure, library and teachers. IQAC conducted various surveys and sessions to seek feedback from the students on curriculum, Infrastructure, Library etc. They collect and analyze the feedback received and make suggestions to administration so as to initiate the action for improvement. The process of obtaining feedback is to get result in the involvement of relevant students in building the document and plan for the betterment of the institute.

### **The feedback includes:**

1. Feedback on curriculum by the student
2. Feedback on curriculum by the teachers
3. Feedback on Teachers by the students
4. Feedback on infrastructure by the students
5. Feedback on Library by the students
6. Feedback on curriculum by the employer
7. Feedback on curriculum by the Alumni

### **Methodology:**

- Feedback on curriculum is collected from the students by uploading the Feedback Forms at the institutional website. It is collected online and brought to the IQAC for its analysis. The Statistical data is collected from the student and handed over to the Feedback committee. Further suggestions are incorporated by departments, college Council and governing body.
- Alumni feedback is collected during Alumni meeting. Feedback from teachers is collected as well by uploading the feedback forms on the portal.
- Employer's feedback is also collected either in person or online for further action.
- The teachers or peers also give their feedback which is available on the server and the received data gets forwarded to the authorities for further action.



- Online surveys: There was a web-based survey conducted using <https://gsck.ac.in/Gsckpro/feedback.html>
- The questionnaire had both quantitative and open-end questions.

### **Analysis:**

The feedback received from this process was used in making the document and further action plan for the institute. A summary of online quantitative and qualitative (suggestions) feedback collected from students, faculty and the key findings is reported to the management during the IQAC meeting.

### **A summary of the key findings is as follows:**

- Introduce new courses which are relevant to our society, employment and economic development in the respective areas.
- Special programs/ events should be organized for personality Development/soft-skills/competitive examination.
- For the ease of understanding of the student many aspects of academics should be developed. So, the faculty should take the initiative and share information that would be beneficial for the student.
- The curriculum needs to be effective.
- New PG courses can be introduced in the science faculty.
- A study group be formed to regulate the new challenges occurred in the form of change in curricula and CBCS and new set up to be cope up with the changes in the educational policies.
- Offering more skill-based software courses, application-oriented courses and courses on advanced topics.
- To introduce inclusive education that caters to the diverse needs of learners considering NEP 2020.
- Encouraging students to participate more participation in summer research programs to enhance research knowledge of the student.
- In the syllabus of Mathematics software-based tutorials is added like Latex, Mapple and Mathematica. In Post graduate syllabus software application-based tutorial should be added in the syllabus to help the student to increase their analytical skill which will be helpful in doing good research.

## ACTION TAKEN:

- The suggestions given by students and the teachers in the curriculum were forwarded to the respective Board of Studies by the concerned teachers. As a result, in most of the NEP curriculum to be implemented from 2024-25, a specialized skill enhancement and vocational skill courses have been introduced by the university.
- Teachers have been instructed to pay more attention to slow learners and extend more facilities to advanced learners.
- Placement and guidance cell has been strengthened by collaborating with Career Katta.
- Teachers are asked to undertake more initiatives for experiential teaching and learning by increasing the number of field trips etc.
- To help the students understand the challenges and opportunities present in the institute and to counsel them regarding their academic and personal problems, Mentor-Mentee system has been strengthened.
- Various skill training courses are to be introduced to develop the skills of the student considering NEP 2020 through Career Katta.
- New PG course in Mathematics, Physics and Botany have been introduced.
- Mathematics department of the institution is now fully renovated with latest computer facilities for the student along with software like Mapple, Latex and Mathematica.
- Under NEP, a new course entitled IT Skills in Chemistry has been introduced.
- New reading room with a capacity of 150 students has been constructed atop the library building.
- New laboratory for M. Sc. [Botany] is being established. It is expected to be functional by the end of 2024.



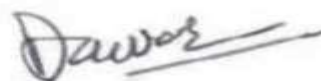
**Dr P. V. Ubale**

In-Charge



**Dr H. S. Chandak**

Coordinator, IQAC



**Dr D. S. Talwankar**

Principal

